

Accepting Additional myWSI Invitation Codes



Access to myWSI features requires a user to have a **North Dakota login** and a **myWSI invitation code**. Following are instructions on accepting additional myWSI invitation code(s). You may receive additional codes if you manage multiple accounts or need access to additional features. If this is your first time using myWSI, [click here](#) for Login Help.

Accepting additional myWSI invitation code(s)

1. Go to mywsi.workforcesafety.com.
2. Click on “Sign In” which directs you to the North Dakota Login page.



Figure 1: myWSI Login

3. Enter your North Dakota Login ID and Password.

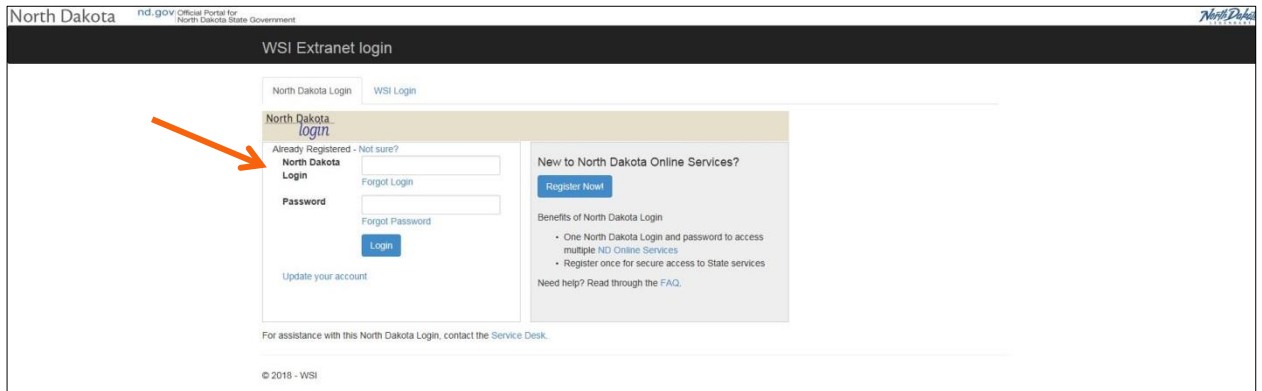


Figure 2: ND Login

- Click on "Me" then "Profile"

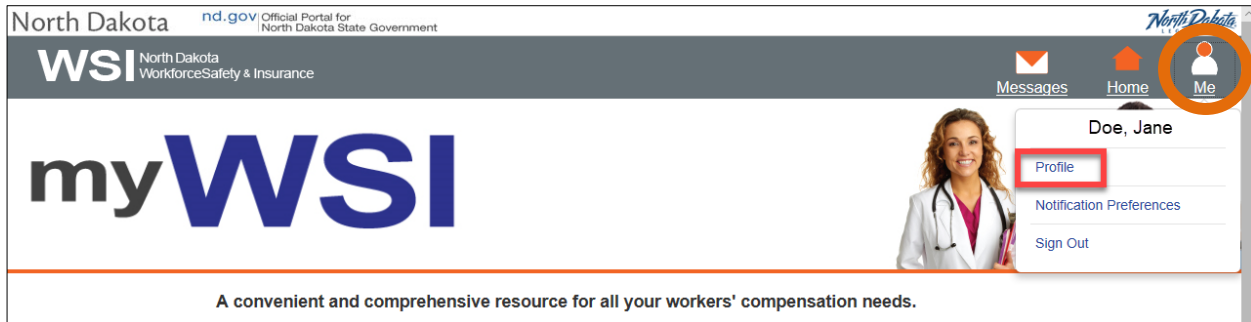


Figure 3: Profile

- Click on "Roles"

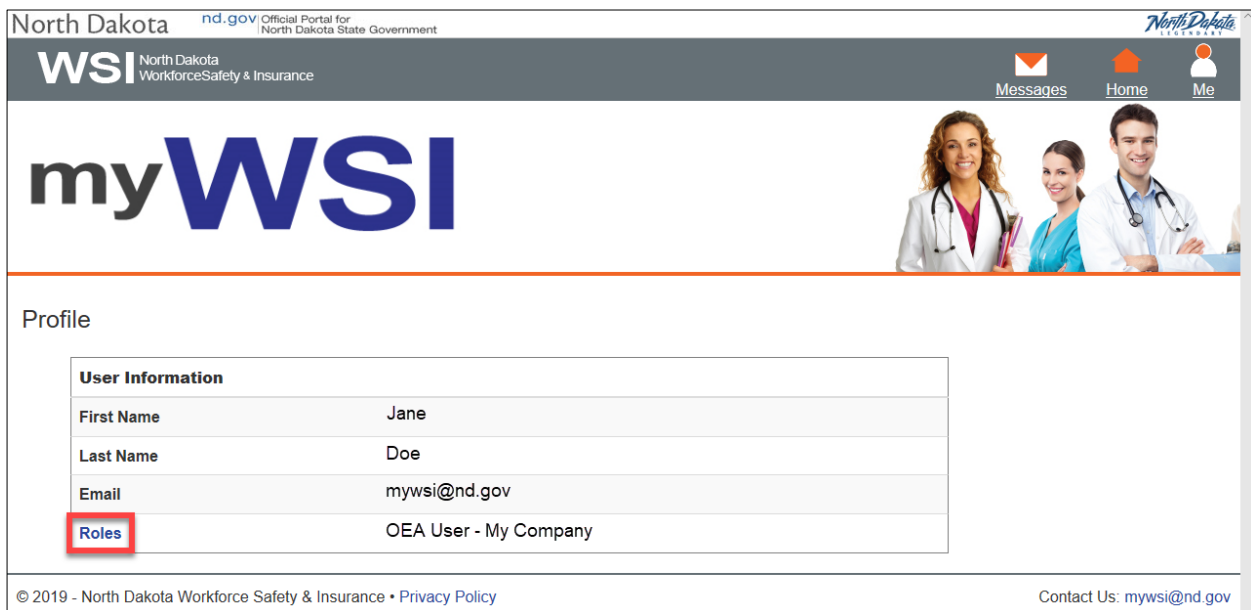


Figure 4: Roles

6. Enter the invitation code and select "Accept"

The screenshot shows the myWSI interface. At the top, there is a header with the North Dakota logo and 'WSI North Dakota Workforce Safety & Insurance'. Below the header is a navigation bar with 'Messages', 'Home', and 'Me' icons. The main content area features the 'myWSI' logo and a photo of three healthcare professionals. Under the heading 'My Roles', there is a text block explaining the purpose of the page. Below this, an 'Invitation Code:' input field and an 'Accept' button are highlighted with a red rectangular box. Below the box, there is a table with columns for Role, Scope Type, Scope, Context Id, and Actions. The table contains one entry for 'OEA User'. At the bottom of the page, there is a footer with copyright information and contact details.

North Dakota nd.gov Official Portal for North Dakota State Government

WSI North Dakota Workforce Safety & Insurance

Messages Home Me

myWSI

My Roles

Use My Roles to view your roles. If you have permissions to create invitations or manage users you will see additional functions under Actions. [The User Administrator Manual](#) has more information about managing your roles.

Invitation Code:

Show 10 entries Search:

Role	Scope Type	Scope	Context Id	Actions
OEA User	Employer Account	OEA User - My Company	1234567	Invite Manage Users

Showing 1 to 1 of 1 entries Previous 1 Next

© 2019 - North Dakota Workforce Safety & Insurance • Privacy Policy Contact Us: mywsi@nd.gov

Figure 5: myWSI Invitation Code

7. Repeat steps as necessary with additional invitation codes.
8. The myWSI home page displays the applications you may access.