

Login Help For myWSI



Access to myWSI requires a user to have a North Dakota Login ID. Following are instructions on registering for a North Dakota Login ID and myWSI.

Registering for a North Dakota Login ID

1. Go to mywsj.workforcesafety.com.
2. Click on “Login” which directs you to the North Dakota Login page.

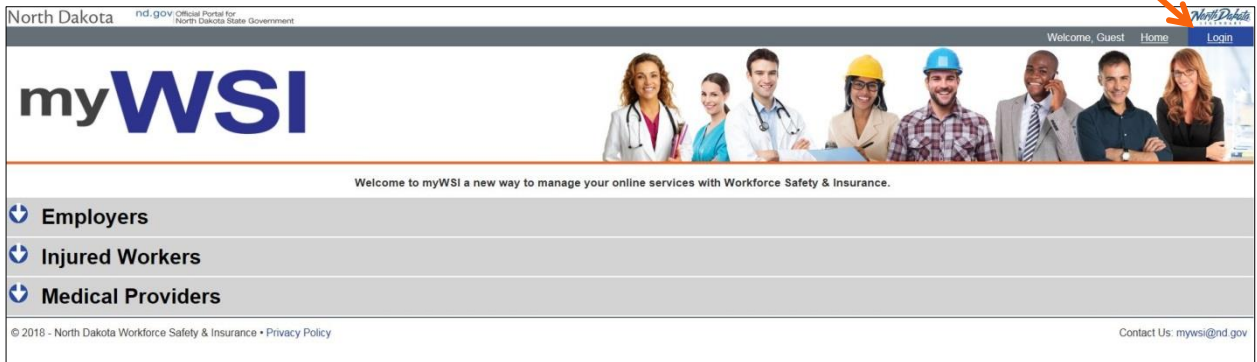


Figure 1: myWSI Login

3. Click on “Register Now!” button.

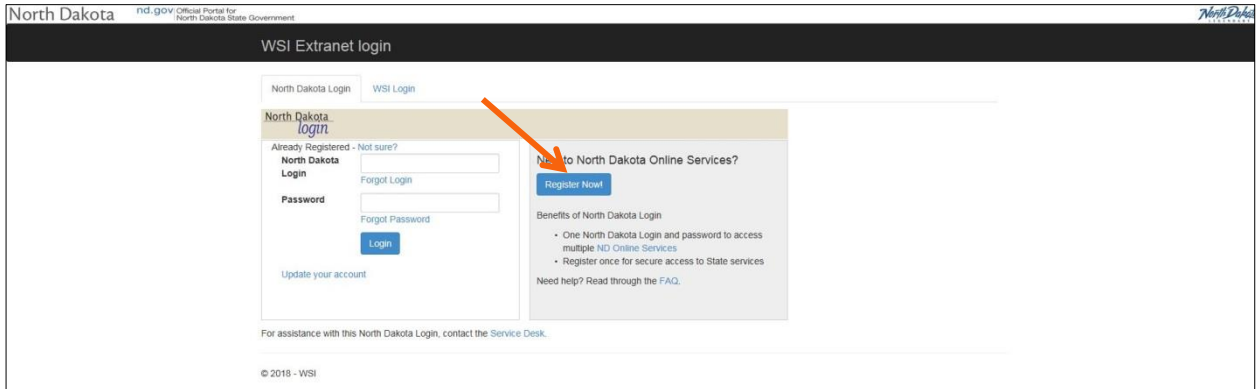


Figure 2: ND Login

4. Enter business/organization information.

Figure 3: ND Login Registration - Business

5. Click on "I Agree" under the Terms of Use.
6. Click on "I'm not a robot".
7. Click on "Create Account" button.
8. Activate the account; you will receive an email with instructions on activating the account.

Figure 4: ND Login Registration – Page Bottom

Registering for myWSI

1. You need an invitation code, which WSI may have already provided.
2. If your organization has not received an invitation for myWSI, contact WSI's Customer Service at 800-777-5033 or email mywsi@nd.gov.

Claiming an invitation code

1. Go to mywsi.workforcesafety.com.
2. Click on "Login" which directs you to the North Dakota Login page.

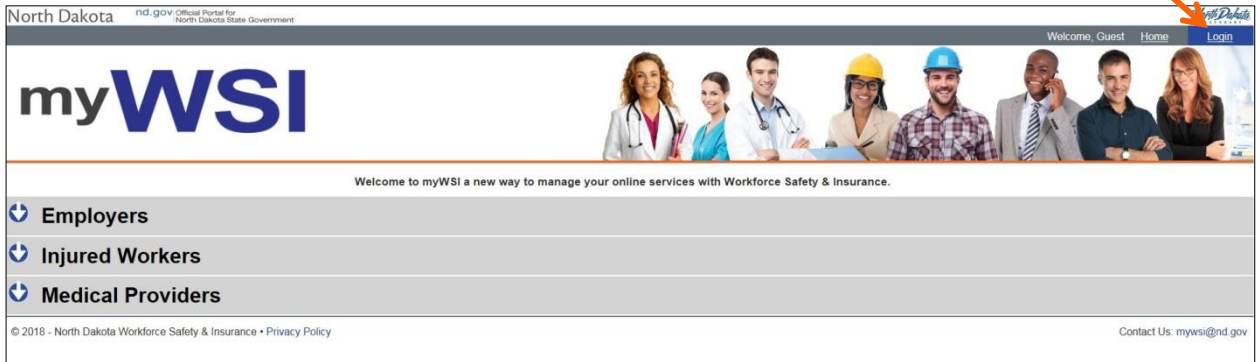


Figure 1: myWSI Login

3. Enter your North Dakota Login ID and Password.

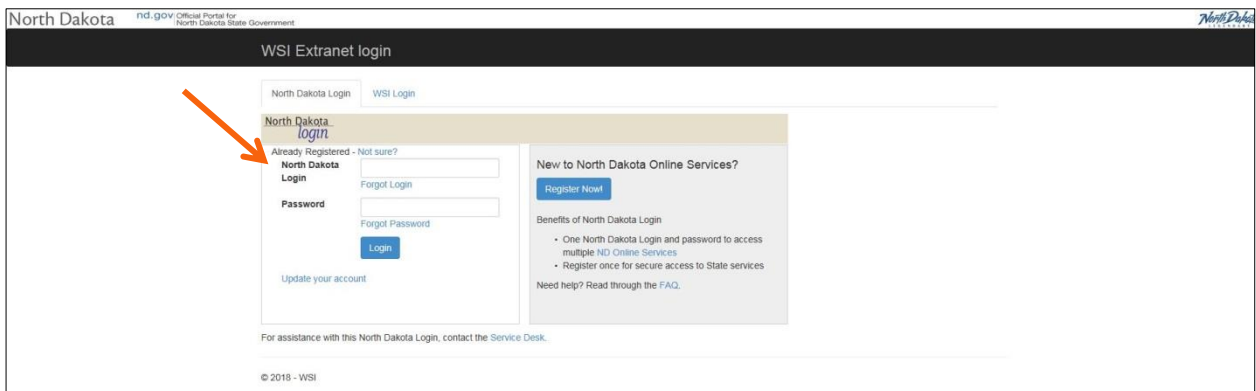


Figure 2: ND Login

4. Enter your invitation code. The code is valid for 60 days from the date received.

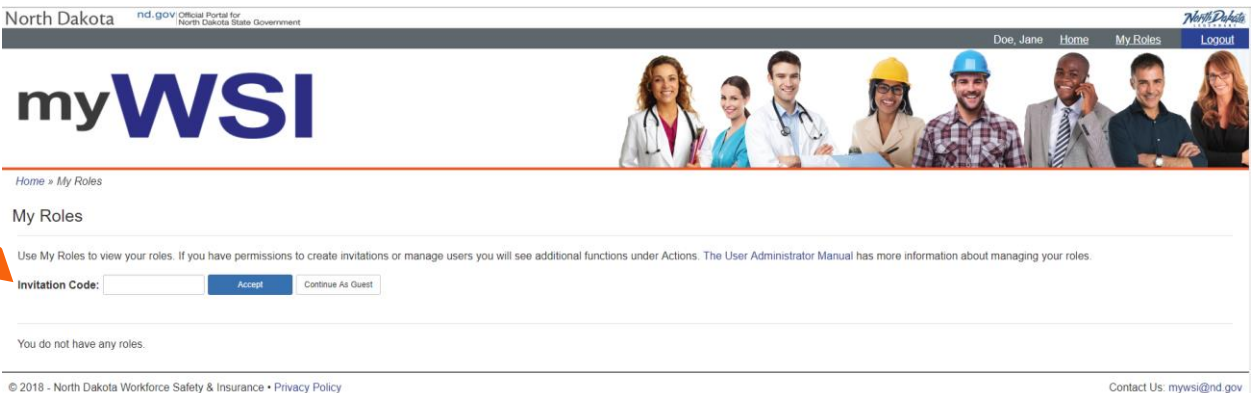


Figure 5: myWSI Invitation Code

5. The myWSI home page displays the applications for which you may access.